

MEMORANDO 1300/

Bogotá,

INSTITUTO GEOGRAFICO AGUSTIN CODAZZI 31-07-2018 15:41
Al Contestar Cite Nr.:8002018IE7796-01 - F:1 - A:10
ORIGEN: Sd-93 - OFICINA DE CONTROL INTERNO/PORRAS BUITRAGO
DESTINO: DIRECCION GENERAL/NIETO ESCALANTE JUAN ANTONIO
ASUNTO: INFORME AUSTERIDAD SEGUNDO TRIMESTRE 2018
OBS: FM

PARA: Doctor Juan Antonio Nieto Escalante, Director General


DE: Jefe Oficina Control Interno

ASUNTO: Informe Austeridad Segundo Trimestre 2018.

Respetado doctor Nieto Escalante:


En cumplimiento de lo dispuesto en el decreto 1737 de agosto 21 del año 1998 y decreto 984 del 14 de mayo de 2012, emitido por el Ministerio de Hacienda y Crédito Público, remito el informe de Austeridad y Eficiencia del Gasto Público correspondiente a los meses de abril, mayo y junio del 2018 de Sede Central y Direcciones Territoriales.

Atentamente,


Jorge Armando Porras Buitrago

Anexo: 10 Folios

Proyectó: María Fernanda Rivera Torres
Revisó: Dr. Jorge Armando Porras


J. A. G. / 11/8

DEPARTAMENTO ADMINISTRATIVO NACIONAL DE ESTADISTICA
 INSTITUTO GEOGRAFICO AGUSTIN CODAZZI
 INFORME AUSTERIDAD Y EFICIENCIA DEL GASTO PUBLICO
 DECRETOS 1737 DE 1998 Y 984 DE 2012
 SEDE CENTRAL

PERIODO: ABRIL 2018

CONCEPTOS	GASTOS PERIODO ACTUAL	GASTO PERIODO ANTERIOR	VARIACION ABSOLUTA	VARIACION RELATIVA	GASTO ACUMULADO
Nómina	1.579.807.597	1.683.063.573	-103.255.976	-6,14%	5.771.852.140
Horas Extras	3.770.421	5.064.085	-1.293.664	-25,55%	13.386.332
Contratos Prestación de servicios	5.045.102.616	4.800.355.004	244.747.612	5,10%	14.206.576.339
Teléfonos Fijos	8.291.475	10.375.998	-2.084.523	-20,09%	36.601.653
Teléfonos Celulares	6.513.432	9.595.862	-3.082.430	-32,12%	19.979.215
Impresos y Publicaciones	0	3.685.200	-3.685.200	-100,00%	4.681.900
Vehículos Mantenimiento Seguros	36.704.506	32.489.405	4.215.101	12,97%	131.096.263
TOTALES	6.680.180.047	6.544.629.127	135.560.920	2%	20.183.973.841

No. Funcionarios Nómina	Mes anterior	377	Mes actual:	380
No. Contratistas	Mes anterior	424	Mes actual:	1301

OBSERVACIONES:

El aumento del valor del gasto rubro de contratación se presenta porque es mayor el número de contratistas del periodo de marzo a abril.
 El rubro de vehículos, se realizó mantenimiento al parque automotor y unidades móviles IGAC adicionalmente se suministró combustible a la Sede Central y Dirección Territorial Cundinamarca.


JORGE ARMANDO PORRAS BUITRAGO
 JEFE OFICINA DE CONTROL INTERNO

1. The first part of the document discusses the importance of maintaining accurate records of all transactions. This is essential for ensuring the integrity of the financial statements and for providing a clear audit trail. The records should be kept in a secure and accessible location, and should be updated regularly.

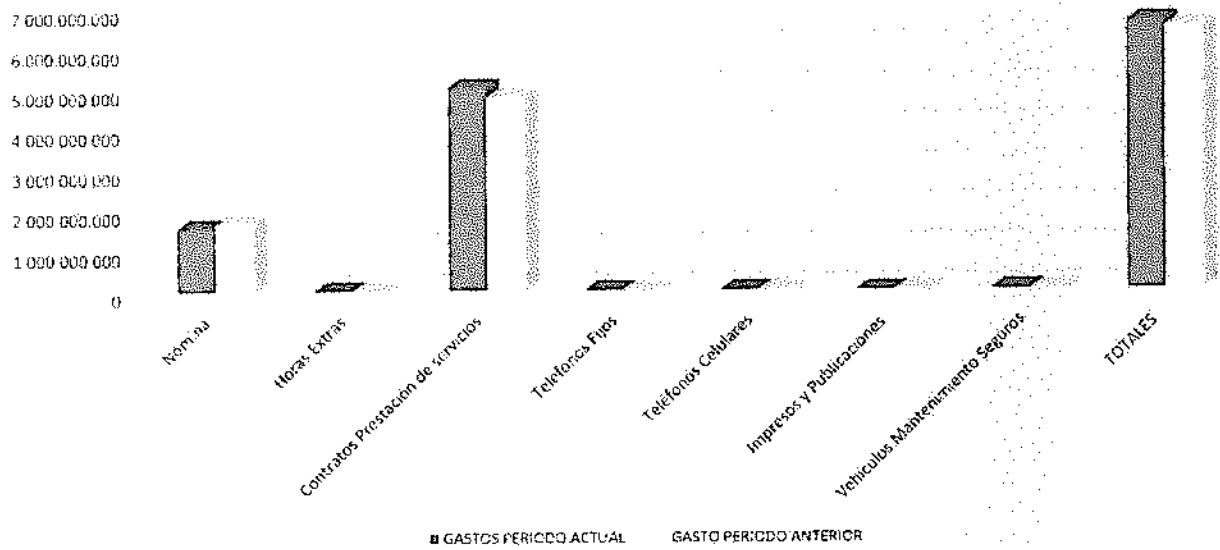
2. The second part of the document outlines the various methods used to collect and analyze data. This includes the use of surveys, interviews, and focus groups. Each method has its own strengths and weaknesses, and it is important to choose the most appropriate method for the research objectives. The data collected should be analyzed carefully to identify any trends or patterns.

3. The third part of the document discusses the importance of ethical considerations in research. Researchers must ensure that their work is conducted in a fair and honest manner, and that they are aware of the potential risks and benefits to the participants. It is also important to obtain informed consent from all participants before beginning the study.

4. The fourth part of the document discusses the importance of communication in research. Researchers must be able to communicate their findings clearly and effectively to their audience. This includes writing clear and concise reports, as well as presenting the data in a way that is easy to understand. It is also important to engage with the audience and to respond to any questions or concerns.

5. The fifth part of the document discusses the importance of ongoing evaluation and improvement. Researchers should regularly evaluate their work to identify any areas for improvement. This includes seeking feedback from colleagues and participants, and being open to new ideas and approaches. It is also important to stay up-to-date on the latest research in the field.

AUSTERIDAD Y EFICIENCIA DEL GASTO PUBLICO DE MARZO Y ABRIL 2018




DEPARTAMENTO ADMINISTRATIVO NACIONAL DE ESTADISTICA
 INSTITUTO GEOGRAFICO AGUSTIN CODAZZI
 INFORME AUSTERIDAD Y EFICIENCIA DEL GASTO PUBLICO
 DECRETOS 1737 DE 1998 Y 984 DE 2012
 SEDE CENTRAL

PERIODO: MAYO 2018

CONCEPTOS	GASTOS PERIODO ACTUAL	GASTO PERIODO ANTERIOR	VARIACION ABSOLUTA	VARIACION RELATIVA	GASTO ACUMULADO
Nómina	1.814.865.228	1.579.807.597	235.057.631	14,88%	7.586.517.368
Horas Extras	6.136.733	3.770.421	2.366.312	62,76%	19.523.065
Contratos Prestación de servicios	4.782.542.155	5.045.102.616	-262.560.461	-5,20%	18.989.118.494
Teléfonos Fijos	9.530.088	8.291.475	1.238.613	14,94%	46.131.741
Teléfonos Celulares	6.745.651	6.513.432	232.219	3,57%	26.724.866
Impresos y Publicaciones	679.000	0	679.000	100,00%	5.360.900
Vehículos Mantenimiento Seguros	13.903.167	36.704.506	-22.801.339	-62,12%	144.999.430
TOTALES	6.634.402.022	6.680.190.047	-45.788.026	-1%	26.818.375.864

No. Funcionarios Nómina	Mes anterior	380	Mes actual:	377
No. Contratistas	Mes anterior	1301	Mes actual:	1293

OBSERVACIONES: En Impresos y publicaciones, se pagaron las publicaciones y avisos en el Diario Oficial.


JORGE ARMANDO PORRAS BUITRAGO
 JEFE OFICINA DE CONTROL INTERNO

1. The first part of the document discusses the importance of maintaining accurate records of all transactions. It emphasizes that proper record-keeping is essential for the integrity of the financial system and for the ability to detect and prevent fraud. The text notes that without reliable records, it would be difficult to track the flow of funds and identify any irregularities.

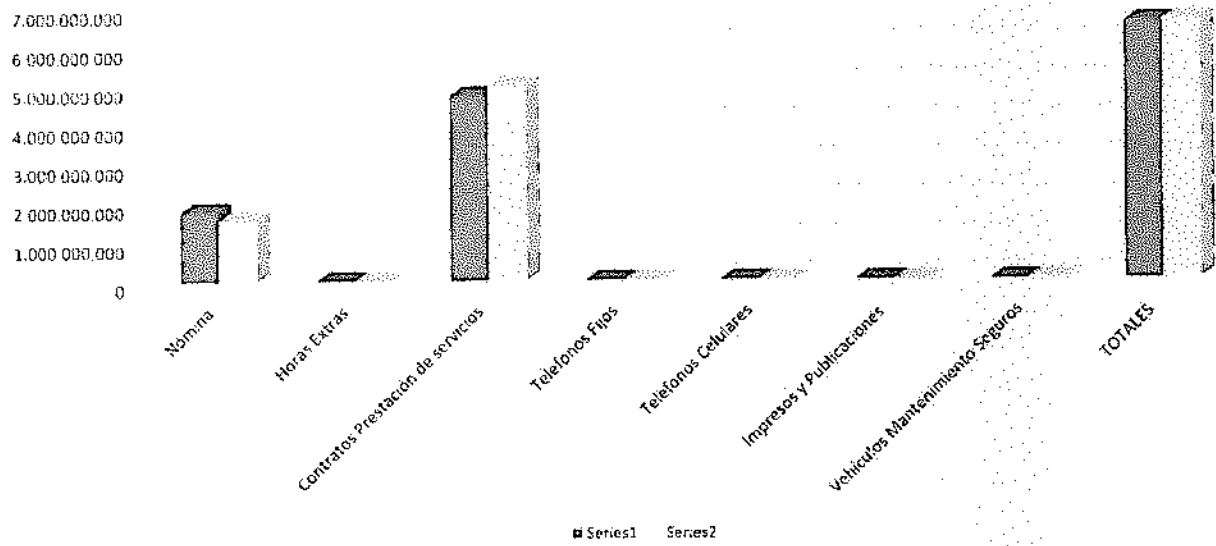
2. The second part of the document outlines the various methods used to collect and analyze data. It describes how different types of information are gathered from various sources and how this data is then processed to identify trends and patterns. The text highlights the need for consistent and standardized data collection procedures to ensure the accuracy and reliability of the results.

3. The third part of the document focuses on the analysis of the collected data. It discusses the various statistical techniques and models used to interpret the data and draw meaningful conclusions. The text notes that the analysis should take into account both the quantitative and qualitative aspects of the data to provide a comprehensive understanding of the situation.

4. The fourth part of the document discusses the implications of the findings and the steps that should be taken to address any issues identified. It emphasizes the importance of transparency and accountability in the reporting of results and the implementation of corrective actions. The text also notes that the findings should be used to inform policy decisions and to improve the overall effectiveness of the system.

5. The fifth part of the document provides a summary of the key points discussed and offers some final thoughts on the importance of ongoing monitoring and evaluation. It concludes by stating that the information provided in this document is intended to serve as a guide and to encourage further research and discussion on the topic.

AUSTERIDAD Y EFICIENCIA DEL GASTO PUBLICO ABRIL-MAYO 2018



DEPARTAMENTO ADMINISTRATIVO NACIONAL DE ESTADÍSTICA
INSTITUTO GEOGRAFICO AGUSTIN CODAZZI
INFORME AUSTERIDAD Y EFICIENCIA DEL GASTO PUBLICO
DECRETOS 1737 DE 1998 Y 984 DE 2012
SEDE CENTRAL

PERIODO: JUNIO 2018

CONCEPTOS	GASTOS PERIODO ACTUAL	GASTO PERIODO ANTERIOR	VARIACION ABSOLUTA	VARIACION RELATIVA	GASTO ACUMULADO
Nómina	2.752.343.673	1.814.865.228	937.478.445	51,86%	10.338.861.041,00
Horas Extras	5.446.942	6.136.733	-689.791	-11,24%	24.970.007
Contratos Prestación de servicios	4.900.225.896	4.782.542.155,00	117.683.741	2,46%	23.889.344.390
Teléfonos Fijos	298.527	9.530.088	-9.231.561	-96,87%	46.430.268
Teléfonos Celulares	6.485.786	6.745.651	-259.865	-3,85%	33.210.652
Impresos y Publicaciones	4.219.410	679.000	3.540.410	521,42%	9.580.310
Vehículos Mantenimiento Seguros	5.873.011	13.903.167,00	-8.030.156,00	-57,76%	150.872.441
TOTALES	7.674.893.245	6.834.402.022	1.040.491.223	16%	34.493.289.109


No. Funcionarios Nómina	Mes anterior	377	Mes actual:	385
No. Contratistas	Mes anterior	1293	Mes actual:	1263

OBSERVACIONES:

El rubro de nómina se incrementó por el pago de la prima de junio.

En Impresos y publicaciones, se pagaron las publicaciones y avisos en el Diario Oficial cobertura Nacional.


El rubro de contratación aumenta por pago a contratistas del periodo de mayo a junio.



JORGE ARMANDO PORRAS BUITRAGO
JEFE OFICINA DE CONTROL INTERNO

INFORME DE AUSTERIDAD NIVEL NACIONAL CUARTO TRIMESTRE DE 2017, DECRETOS 1737 DE 1998 Y 984 DE 2012


	TERRITORIAL	ABRIL	MAYO	JUNIO	TOTAL TRIMESTRE
Teléfonos Fijos	Atlántico	77.056	77.056	77.056	231.168
	Bolívar	510.707	491.865	471.637	1.474.209
	Boyacá	530.822	348.121	348.190	1.227.133
	Caldas	568.465	534.288	517.192	1.619.945
	Caquetá				0
	Cauca	94.490	96.570	102.480	293.540
	Cesar	2.351.389	289.105	156.432	2.796.926
	Córdoba	69.157	69.598	0	138.753
	Cundinamarca	444.906	941.867	177.086	1.263.859
	Guajira	187.826	168.085	177.086	552.797
	Huila	56.966	16.134	127.181	202.281
	Magdalena	167.520	0	55.840	223.360
	Meta	365.020	384.935	316.682	1.066.637
	Nariño	423.867	400.118	468.282	1.292.247
	Norte de Santander	0	8.439	47.470	55.909
	Quindío	83.328	81.646	88.652	253.626
	Risaralda	414.945	365.301	363.601	1.143.847
	Santander	0	2.191.080	47.940	2.239.020
	Sucre	50.653	45.394	33.187	129.234
	Tolima	154.700	154.700	154.700	464.100
valle	361.026	418.302	430.142	1.209.470	
Sede Central	8.291.475	9.530.088	298.527	16.120.090	
TOTAL TELEFONO FIJO		15.204.118	16.334.690	4.459.343	35.998.151
	TERRITORIAL	ABRIL	MAYO	JUNIO	TOTAL TRIMESTRE
Teléfonos Celulares	Sede Central	6.513.432	6.745.651	6.485.786	19.744.869
	TERRITORIAL	ABRIL	MAYO	JUNIO	TOTAL TRIMESTRE
Impresos y Publicaciones	Sede Central	0	679.000	4.219.410	4.898.410
Vehículos, Mantenim. Seguros	TERRITORIAL	ABRIL	MAYO	JUNIO	TOTAL TRIMESTRE
	Atlántico	125.188	325.405	264.253	714.847
	Bolívar	0	1.242.831	0	1.242.831
	Boyacá	236.368	106.609	539.422	882.399
	Caldas	0	0	0	0
	Caquetá	0	0	0	0
	Cauca	418.667	387.820	557.969	1.364.456
	Cesar	0	0	0	0
	Córdoba	2.853.620	0	0	2.853.620
	Cundinamarca	0	0	0	0
	Guajira	0	0	2.320.500	2.320.500
	Huila	0	0	0	0
	Magdalena	572.302	168.860	7.052.410	7.791.592
	Meta	0	609.330	729.281	1.338.611
	Nariño	0	0	0	0
	Norte de Santander	0	187.300	0	187.300
	Quindío	0	0	0	0
	Risaralda	0	0	0	0
	Santander	0	1.070.485	439.273	1.509.768
	Sucre	466.649	4.230.040	575.236	5.291.925
Tolima	0	300.000	247.296	547.296	
valle	0	0	15.865.000	15.865.000	
Sede Central	36.784.508	13.903.167	5.873.011	56.480.684	
TOTAL VEHICULO, MANTENIMIENTO Y SEGUROS		41.397.300	22.529.878	34.463.651	98.390.829
SEDE CENTRAL		6.680.190.047	44.734.350	68.663.049	196.066.811
NACIONAL		3.200.892.184	3.599.501.475	6.626.837.821	27.848.616.061

GASTOS NOMINA TERRITORIALES SEGUNDO TRIMESTRE







GASTO CONTRATOS DE PRESTACION DE SERVICIOS SEGUNDO TRIMESTRE




■ ABRIL ■ MAYO ■ JUNIO



GASTOS TELEFONO FIJO SEGUNDO TRIMESTRE



■ ABRIL ▨ MAYO ▩ JUNIO



GASTO VEHICULOS SEGUNDO TIMESTRE

